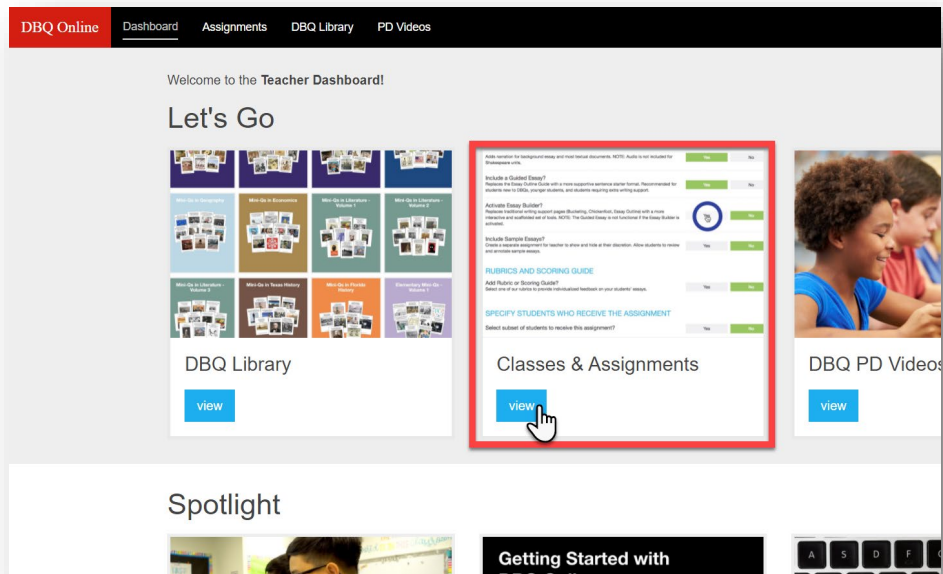


DBQ Online: Custom Rubric Creation

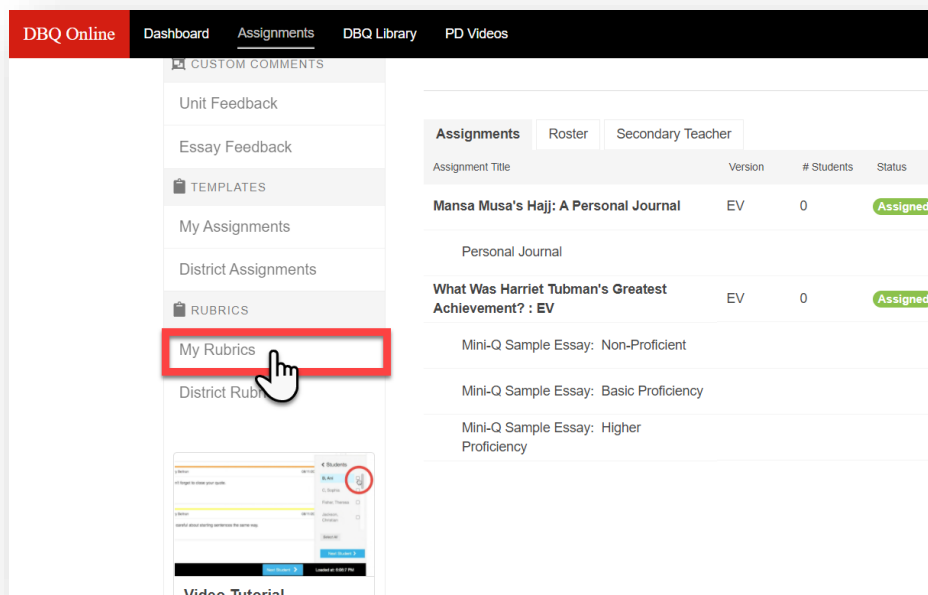
This year, we added in Custom Rubrics to DBQ Online to help support districts, schools, and individual teachers. This guide will take you through how to create a rubric for your classes.

Accessing Rubric Creation

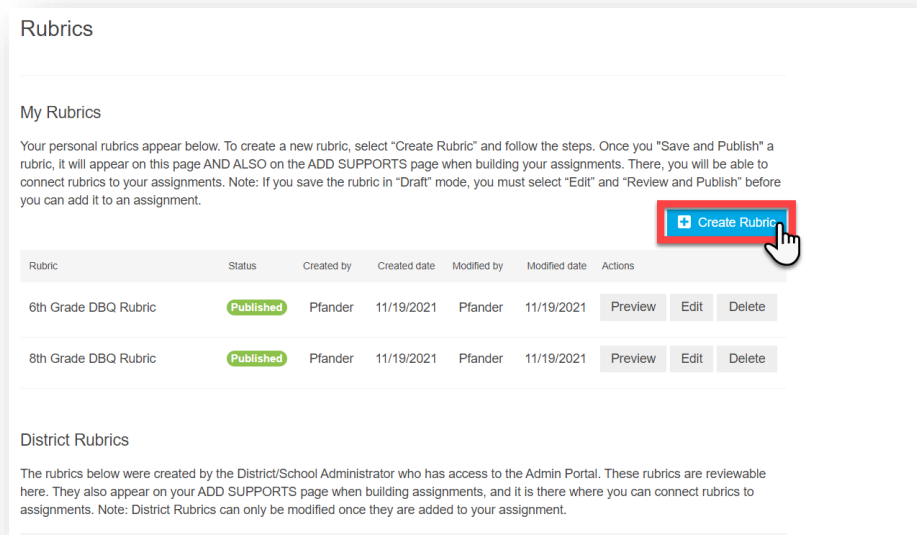
1. Login to DBQ Online
 - This step will differ based on your school/district. If you are unsure how-to login, reach out to us at support@dbqproject.com
2. Go to your “Classes & Assignments” page



3. Click on the “My Rubrics” section on the left



4. Click “Create Rubric” up at the top right



Rubric Design Customization

1. Choose your type of rubric: “Analytic” or “Holistic”
 - **Analytic:** provides feedback on components of a product in the form of “performance criteria”.
 - i. **Performance criteria** are specific elements within a larger performance task that are measurable and worthy of assessment. For an analytic rubric for an essay, examples of performance criteria might be "Thesis", "Organization", "Mechanics", or even "Topic Sentence". In an analytic rubric these criteria are usually listed on the left side of the rubric and the performance "level" is listed on the top.
 - **Holistic:** provides feedback on the work as a whole
2. Customize your rubric’s design! Some customization options that might be confusing:
 - **Performance Levels**
 - i. Performance levels will determine how many scores/levels will be in your rubric. These can be points (5, 10, 15, ect.) or broader ideas (non-proficient, passing, advanced)
 - **Scoring Increment**
 - i. If you are including scores, how much each successive score goes up by. Leaving at 1 will have your scores increase 1, 2, 3, 4... where if you choose 5, then the first numbers will be 5, 10, 15, 20...
 - **Performance Criteria** – only for Analytic
 - i. Sub-categories that you will assess a student’s work on. Each performance criteria will have the ability to be graded on based upon your chosen performance levels
3. Click “Build Rubric” at the bottom

Rubric Language Customization

1. Type your performance levels and criteria
 - **Note!** You can always add columns and rows to your rubric in this stage by clicking the dropdown arrow

DBQ Online DISTRICT ADMIN PORTAL

7th Grade DBQ Rubric

Notes or Instructions to include on the rubric page:

B I U | **≡** **≡**

Add instructions here...

	Not Yet or Missing	Emerging	Proficient
Spelling and Grammar	10 or more spelling mistakes and/or grammatical errors	5 or more spelling mistakes and/or grammatical errors	3 or more spelling mistakes and/or grammatical errors
Analysis and Argument	Fails to explain how the evidence supports the baby thesis, relies on evidence to "speak for itself"	Partially explains how the evidence supports the baby thesis, but more development is needed	Clearly explains how evidence supports the baby thesis in a majority of the body paragraphs

Disable

2. Elaborate on what each score means for your students! You can always just put numbers here if you'd like but students will be able to look at the rubrics you attach to assignments.
3. Click "Review and Publish" at the bottom. This will allow you to see your rubric in action and go back and edit if you need to.

DBQ Online DISTRICT ADMIN PORTAL DBQ Online Support Logout

Create a District Rubric ▶ Preview Analytic Rubric

7th Grade DBQ Rubric

	Not Yet or Missing	Emerging	Proficient	Advanced
Spelling and Grammar	10 or more spelling mistakes and/or grammatical errors	5 or more spelling mistakes and/or grammatical errors	3 or more spelling mistakes and/or grammatical errors	Less than 3 spelling mistakes and/or grammatical errors
Analysis and Argument	Fails to explain how the evidence supports the baby thesis, relies on evidence to "speak for itself"	Partially explains how the evidence supports the baby thesis, but more development is needed	Clearly explains how evidence supports the baby thesis in a majority of the body paragraphs	Clearly and perceptively explains how evidence supports the baby thesis
Essay Structure	Essay lacks identifiable parts	Essay includes an introduction, body paragraphs, and a conclusion	Essay includes an introduction, body paragraphs, and a conclusion	5 paragraph structure with an Introduction, a Conclusion, and 3 Body Paragraphs. Paragraphs transition between each other.

Disable

4. Click "Publish Rubric" at the bottom